


Expressive language

Beginnings


Conversation

Articulation
and
phonology

Learning
strategies




Beginnings



- In utero
- New born
- Family
- Skills and behaviour
- Connections


Challenges for families



- Feeding
- Adoption
- Grief and exhaustion
- Appointments
- Information
- Conflicts
- Not able to sympathise
- Other children

- Feeding problems including 'button' feeding
- Adoption
- Parents' grief and exhaustion
- Appointments galore
- Information overload
- Conflicting information
- Many workers are not parents
- Other children


A balanced approach



- Articulation
- Phonological awareness
- Development of conversational and functional speech
- Fun and learning
- Signing and using PECS gets them started
- Using specialised programmes

Articulation

Produce clear words and sentences with correct stress, pace and intonation




Phonology

Knowing the sound system of the New Zealand English.

It is the pattern of the interaction of sounds.


Conversation and functional speech



Skill and knowledge

- Vocabulary
- Grammar
- Speech
- Body cues
- Listening and processing

Teaching strategies



Repetition

Visual
supports


Clear
expectations

Enjoyable

Reachable
goals

Meaningful activities
with a purpose

Speech language therapists



SLT and schools and their support agencies
(GSE, Carlson, Wilson Home, CCS, IHC other fund holders)
all have differing policies and practices.


GSE

- address functional communication as its goal
- supports the classroom teacher in her language goals.
- GSE will visit up to every fortnight or less frequently as the child requires that support.

Other fundholders:


- SLT visits or parents take child to SLT.
- fundholder will have their own SLT, or will pay for the parent to take the child to an SLT of their choice.

Articulation practice



- Listen and repeat single sounds
- Listen and repeat c-v-, boo, bee, moo, mee
- Listen and repeat single sounds in repetition
b-b-b-b-b Begin with consonants
- Listen and alternate 2 different sounds p-b-p-
b-p-b-
- Listen and repeat with target sound at the start- some, sun, see, the end cars, bus, rice
- Alternation of words with contrast- pea, tea, sea
- Listen and repeat two syllable words-
singing, walking

Phonological activities



Choosing sounds and words to practice

- Games with individual sounds
- Choose words with one letter targeted in one position- leap, heap, keep
- Joining sounds for words and syllables- consonant-vowel (ca, ba, sa), consonant-vowel-consonant (cat, ban, sad), two syllable (heater), three syllable (umbrella) learn syllable marking and demonstrate with movements
- Important words from every day life
- Joining clusters of words together, “over the fence.”
- Joining words together in sentences. “May I play with you?”


Skills that effect
speech-
omotor skills-
using the
tongue and lips

Speech
sounds-
listening,
discrimination,
production


Practice for
speech sounds-
following a daily
programme

Improving
sounds in
words - auditory
bombardment

Joining words
for sentences-
reading, role
play, speeches,
drama



Communication goals



- Strategies for greeting and leaving
- Listening to and following instructions
- Initiating and continuing conversations
- Telling and listening to stories
- Telling jokes
- Making friends
- Sharing feelings and worries
- Resolving conflicts
- Giving instructions and making requests
- Providing clarification

Signing

- *Signing* attracts their attention.
Slows down your speech.
Reduces the amount you say.
Makes words visual-so can hold in their head for longer.
Helps them to understand what you are trying to communicate
Purchase a Makaton or NZ Sign language book.

Signing and PECS

Leads to understanding relevance of words and language and then into reading.

Helps you to understand what they are trying to communicate.


Reduces frustration for child and yourself.

Early years-sign key words

Later-link words.

Helps introduce new vocabulary/grammar

Helpful websites



Websites to help you:

- www.downcues.com
- www.cuedspeech.org
- www.elr.com.au
- <http://www.angelfire.com/nm2/speechtherapyideas/>
- <http://www.psych.auckland.ac.nz/Clinics/SLTClinics.htm> This is a clinic where the child can attend; SLT students are supervised.
- <http://www.speechtx.com/articulation.htm>
- <http://mommyspeechtherapy.com/>
- <http://www.speechteach.co.uk/>